

# RELEASE NOTES



<b>Products</b>	<b>Version</b>	<b>Release Date</b>
MPA1 SOLO IP, MPA1 SOLO SDI, MPA1 MIX SDI and MPA1 MIX SDI V	3.1A	5/3/2021

# RELEASE NOTES



## Contents

- Overview ..... 3
- New Features and Enhancements ..... 4
- Known Limitations ..... 8
- Bug Fixes ..... 12
- Upgrade Procedure for all MPA1 devices ..... 15
- Upgrade Procedure (for DANTE enabled MPA1 devices only) ..... 16
- Technical Support ..... 18

# RELEASE NOTES



## Overview

MPA1 Version 3.1A is contains several new features, enhancements, and bug fixes.

MPA1 Version 3.1A is only applicable for the following products:

<b>MPA1 SOLO IP</b>	<b>MPA1 SOLO SDI</b>
<b>MPA1 MIX SDI</b>	<b>MPA1 MIX SDI V</b>

Please note that some features, enhancements, and bug fixes may not be applicable to all models.

MPA1 Version 3.1A is not for use with the following products:

MPA1 SOLO MADI	MPA1 MIX MADI	MPA1 MIX MADI V
MPA1 SOLO DANTE	MPA1 MIX DANTE	MPA1 MIX DANTE V
MPA1 SOLO 8	MPA1 MIX 8	MPA1 MIX 8 V

# RELEASE NOTES



## New Features and Enhancements

### Version 3.1 A

#### MPA1 SOLO IP

- Initial Release

#### MPA1 SOLO SDI

- Added 0dBu reference level adjustment

#### MPA1 MIX SDI

- Added 0dBu reference level adjustment

#### MPA1 MIX SDI V

- Added 0dBu reference level adjustment

### Version 2.1E

#### MPA1 SOLO SDI

- None

#### MPA1 MIX SDI

- None

#### MPA1 MIX SDI V

- None

### Version 2.1D

#### MPA1 SOLO SDI

- Improvements to the webpage, including audio scales.

# RELEASE NOTES



## MPA1 MIX SDI

- Improvements to the webpage, including audio scales.

## MPA1 MIX SDI V

- Improvements to the webpage, including audio scales.

### Version 2.1C

- Version not released

### Version 2.1B

- Version not released

### Version 2.1A

## MPA1 SOLO SDI

- N/A

## MPA1 MIX SDI

- N/A

## MPA1 MIX SDI V

- Added support for MPA1 MIX SDI V

### Version 2.0D

## MPA1 SOLO SDI

- N/A

## MPA1 MIX SDI

- N/A

# RELEASE NOTES



## Version 2.0C

### MPA1 SOLO SDI

- N/A

### MPA1 MIX SDI

- N/A

## Version 2.0B

### Version not released

## Version 2.0A

### MPA1 SOLO SDI

- N/A

### MPA1 MIX SDI

- N/A

## Version 1.2.9

### MPA1 SOLO SDI

- N/A

### MPA1 MIX SDI

- N/A

## Version 1.2.8

### MPA1 SOLO SDI

- New Improved Audio Meter Display complete with Audio Phase Metering in addition to existing 16 Audio Level Meter Mode.
- New Balance/Pan Control

# RELEASE NOTES



## Version 1.2.7

### MPA1 SOLO SDI

- Support for 3G Level B Sources
- SDI Output connection now supported.
- Support for SNMP

## Version 1.2.6

### MPA1 SOLO SDI

- Support for 480i and 576i SD-SDI formats now supported on MPA1 SOLO SDI
- HDMI Output now follows selected Input Source on MPA1 SOLO SDI
- HDMI Output now includes two channels of embedded audio from selected source on MPA SOLO SDI

# RELEASE NOTES



## Known Limitations

### Version 3.1A

#### MPA1 SOLO IP

- SD-SDI formats are displayed with an aspect ratio of 8:3
- 3G Level-B not supported on HDMI output
- 525-line SD-SDI not supported on HDMI output

#### MPA1 SOLO SDI

- SD-SDI formats are displayed with an aspect ratio of 8:3
- 3G Level-B not supported on HDMI output
- 525-line SD-SDI not supported on HDMI output

#### MPA1 MIX SDI

- SD-SDI formats are displayed with an aspect ratio of 8:3
- 3G Level-B not supported on HDMI output
- 525-line SD-SDI not supported on HDMI output

#### MPA1 MIX SDI V

- SD-SDI formats are displayed with an aspect ratio of 8:3
- 3G Level-B not supported on HDMI output
- 525-line SD-SDI not supported on HDMI output

### Version 2.1D

#### MPA1 SOLO SDI

- SD-SDI formats are displayed with an aspect ratio of 8:3
- 3G Level-B not supported on HDMI output
- SD-SDI formats not supported on HDMI output

#### MPA1 MIX SDI

- SD-SDI formats are displayed with an aspect ratio of 8:3
- 3G Level-B not supported on HDMI output
- SD-SDI formats not supported on HDMI output



# RELEASE NOTES



## MPA1 MIX SDI V

- SD-SDI formats are displayed with an aspect ratio of 8:3
- 3G Level-B not supported on HDMI output
- SD-SDI formats not supported on HDMI output

## Version 2.1A

## MPA1 SOLO SDI

- SD-SDI formats are displayed with an aspect ratio of 8:3
- 3G Level-B not supported on HDMI output
- SD-SDI formats not supported on HDMI output

## MPA1 MIX SDI

- SD-SDI formats are displayed with an aspect ratio of 8:3
- 3G Level-B not supported on HDMI output
- SD-SDI formats not supported on HDMI output

## MPA1 MIX SDI V

- SD-SDI formats are displayed with an aspect ratio of 8:3
- 3G Level-B not supported on HDMI output
- SD-SDI formats not supported on HDMI output

## Version 2.0D

## MPA1 SOLO SDI

- SD-SDI formats are displayed with an aspect ratio of 8:3
- 3G Level-B not supported on HDMI output
- SD-SDI formats not supported on HDMI output

## MPA1 MIX SDI

- SD-SDI formats are displayed with an aspect ratio of 8:3
- 3G Level-B not supported on HDMI output
- SD-SDI formats not supported on HDMI output

# RELEASE NOTES



## Version 2.0B

- Version not released

## Version 2.0C

### MPA1 SOLO SDI

- SD-SDI formats are displayed with an aspect ratio of 8:3
- 3G Level-B not supported on HDMI output
- SD-SDI formats not supported on HDMI output

### MPA1 MIX SDI

- SD-SDI formats are displayed with an aspect ratio of 8:3
- 3G Level-B not supported on HDMI output
- SD-SDI formats not supported on HDMI output

## Version 2.0A

### MPA1 SOLO SDI

- SD-SDI formats are displayed with an aspect ratio of 8:3
- 3G Level-B not supported on HDMI output
- SD-SDI formats not supported on HDMI output

### MPA1 MIX SDI

- SD-SDI formats are displayed with an aspect ratio of 8:3
- 3G Level-B not supported on HDMI output
- SD-SDI formats not supported on HDMI output

## Version 1.2.8

### MPA1 SOLO SDI

- SD-SDI formats are displayed with an aspect ratio of 8:3
- 3G Level-B not supported on HDMI output
- SD-SDI formats not supported on HDMI output

# RELEASE NOTES



## Version 1.2.7

### MPA1 SOLO SDI

- SD-SDI formats are displayed with an aspect ratio of 8:3
- 3G Level-B not supported on HDMI output
- SD-SDI formats not supported on HDMI output

## Version 1.2.6

### MPA1 SOLO SDI

- SD-SDI formats are displayed with an aspect ratio of 8:3
- SD-SDI formats are not present on the HDMI Output.
- SDI Output connection not supported
- 3G-SDI Level B not supported

# RELEASE NOTES



## Bug Fixes

### Version 3.1A

#### MPA1 SOLO IP

- N/A

#### MPA1 SOLO SDI

- None

#### MPA1 MIX SDI

- None

#### MPA1 MIX SDI V

- None

### Version 2.1E

#### MPA1 SOLO SDI

- Bug fixes applied to the webpage

#### MPA1 MIX SDI

- Bug fixes applied to the webpage

#### MPA1 MIX SDI

- Bug fixes applied to the webpage

### Version 2.1D

#### MPA1 SOLO SDI

- Improved Audio Sample Rate Conversion, reducing audio artefacts
- Fixed audio distortion when monitoring some SD-SDI audio sources
- Fixed an audio glitch that could occur when monitoring audio embedded in 59.94 SDI sources
- Fixed a lack of audio that could occur on SDI and AES inputs following a power recycle

# RELEASE NOTES



## MPA1 MIX SDI

- Improved Audio Sample Rate Conversion, reducing audio artefacts
- Fixed audio distortion when monitoring some SD-SDI audio sources
- Fixed an audio glitch that could occur when monitoring audio embedded in 59.94 SDI sources
- Fixed a lack of audio that could occur on SDI and AES inputs following a power recycle

## MPA1 MIX SDI V

- Improved Audio Sample Rate Conversion, reducing audio artefacts
- Fixed audio distortion when monitoring some SD-SDI audio sources
- Fixed an audio glitch that could occur when monitoring audio embedded in 59.94 SDI sources
- Fixed a lack of audio that could occur on SDI and AES inputs following a power recycle

## Version 2.1A

### MPA1 SOLO SDI

- N/A

### MPA1 MIX SDI

- N/A
- N/A

## Version 2.0D

### MPA1 SOLO SDI

- Fix to prevent system 'lock-up' that required MPA1 SOLO SDI to be power recycled when switching SDI signals upstream.

### MPA1 MIX SDI

- Fix to prevent system 'lock-up' that required MPA1 MIX SDI to be power recycled when switching SDI signals upstream.

## Version 2.0C

### MPA1 SOLO SDI

- Fixed an issue that could cause embedded audio channels to be muted if incoming audio packets were not spaced correctly.
- Corrected an issue that could cause audio level meters to show a -1dB drop

# RELEASE NOTES



## MPA1 MIX SDI

- Fixed an issue that could cause embedded audio channels to be muted if incoming audio packets were not spaced correctly.
- Improved audio switching when changing between MIX pages.
- Corrected an issue that could cause audio level meters to show a -1dB drop

## Version 2.0A

## MPA1 SOLO SDI

- N/A

## MPA1 MIX SDI

- N/A
- N/A

## Version 1.29

## MPA1-SOLO-SDI

- N/A

## MPA1-MIX-SDI

- HDMI and SDI Outputs no longer default to SDI Input 1 when switching between Video and Audio Metering modes on the front panel.

## Version 1.28

## MPA1-SOLO-SDI

- Improved detection to changes in input signal format.
- SDI output is now re-clocked
- Loss of a valid video source now displays as a blue screen on the front panel.

## Version 1.27

- MPA1 configurations saved in versions up to and including 1.1.4 could be lost when power cycling units upgraded to 1.2.4.

# RELEASE NOTES



## Upgrade Procedure for all MPA1 devices.

MPA1 Software updates can be downloaded from the following location:

<http://www.tslproducts.com/product-support/audio-products-support/>

1. Download the MPA1 update file from the TSL Products Website using the link shown above
2. Unzip the contents onto a USB memory stick.
3. Place the USB memory stick into the front panel of the MPA1
4. Hold down Select/Menu on the MPA1 for approximately 3 seconds to reveal the Setting Menu
5. Navigate to the 'USB Load/Save' using the Select/Menu controller and Press to Select.
6. Navigate to 'Update Firmware' using the Select/Menu controller and then Press to Select.
7. You will see the message 'Interpreting Update Image' on the front panel, followed by a progress bar.
8. Once the update is completed you will see the message **\*\*\*\* FILE UPDATE COMPLETE\*\*\*\***, *Please remove USB stick to restart*.
9. Remove USB memory stick from the front panel of the unit.
10. Unit will now Reboot.

# RELEASE NOTES

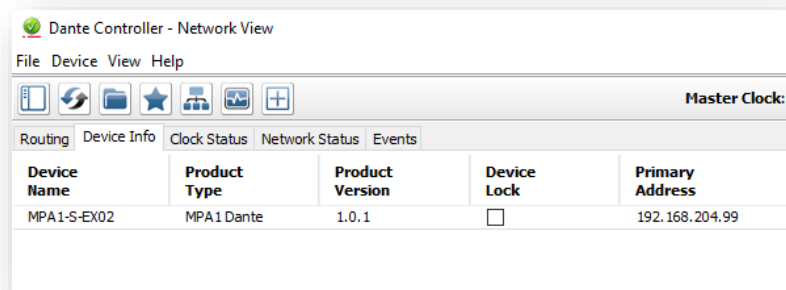
## Upgrade Procedure (for DANTE enabled MPA1 devices only)

Having updated your MPA1 Solo Dante and MPA1 Mix Dante devices as detailed above, it may also be necessary to upgrade the MPA1 Solo Dante and MPA1 Mix Dante Firmware to achieve full functionality when used on Dante and AES-67 networks.

DANTE Firmware for use with the MPA1 Solo Dante and MPA1 Mix Dante is available here:

<http://www.tslproducts.com/product-support/audio-products-support/>

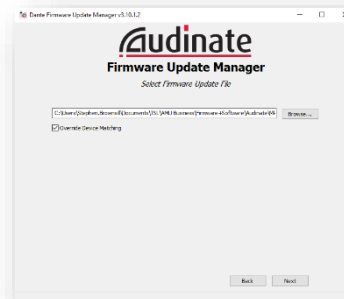
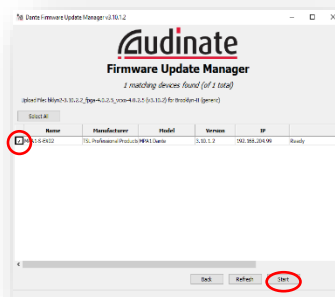
1. Download the MPA1 Dante Firmware update file from the TSL Products Website using the link shown above, this will comprise two files.
2. Download the Dante Firmware Update Manager from <https://www.audinate.com/>
3. Using Dante controller, make a note of the 'Primary Address' belonging to the MPA1 Solo Dante or MPA1 Mix Dante device you wish to update.



4. Using Audinate Firmware Update Manager, select the Ethernet Interface on your PC connected to the same network as the 'Primary Address' belonging to the MPA1 Solo Dante or MPA1 Mix Dante device you wish to upgrade.
5. Click 'Next' in the Audinate Firmware Update Manager
6. Click 'Update Dante Firmware' in the Audinate Firmware Manager
7. Browse to the location of the DANTE Firmware update file downloaded from <http://www.tslproducts.com/product-support/audio-products-support/> whose filename takes the form 'bkly2-xxxx\_fpga-x.x.x.x.dnt'

8. Ensure that the 'Override Device Matching' checkbox is checked
9. Click 'Next' in the Audinate Firmware Update Manager
10. Your MPA1 Solo Dante or MPA1 Mix Dante device should now be listed in the Audinate Firmware Manger (see below)
11. Select the checkbox belonging to the MPA1 Solo Dante and/or MPA1 Mix Dante devices you wish to upgrade and click on Start.
12. Wait until the

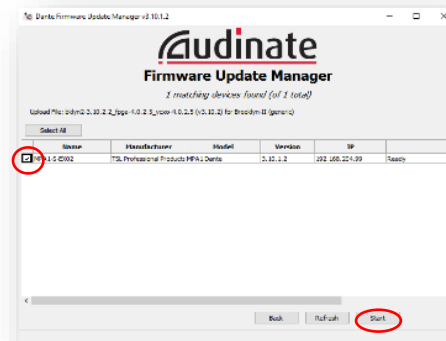
Firmware Update process has completed and reboot your device when instructed by the Audinate Firmware Manager.





# RELEASE NOTES

13. Now Browse to the location of the DANTE Firmware update file downloaded from <http://www.tslproducts.com/product-support/audio-products-support/> whose filename takes the form 'MPA1.dnt'
14. Click 'Next' in the Audinate Firmware Update Manager
15. Your MPA1 Solo Dante or MPA1 Mix Dante device should now be listed in the Audinate Firmware Manger (see below)
  
16. Select the checkbox belonging to the MPA1 Solo Dante and/or MPA1 Mix Dante devices you wish to upgrade and click on Start.



17. Wait until the Firmware Update process has completed and reboot your device when instructed by the Audinate Firmware Manager.

# RELEASE NOTES



## Technical Support

For technical support, please contact:

<http://www.tslproducts.com/product-support/>